

**WEST CHESTER UNIVERSITY
NEW STUDENT PROGRAMS**



ANNUAL REPORT

JUNE 2022–JANUARY 2023



TABLE OF CONTENTS

Mission & Values, NSP Staff 3

Graduate & Student Staff 4

New Initiatives 5

First-Year Orientations 6

First-Year Orientation Assessment 7

Transfer Orientations 8

Transfer Orientation Assessment 9

Additional Orientation Programs 10

Welcome Week 11

Welcome Week Assessment 12

January Orientation 13

New Student Information 14

WCU Spirit 15



MISSION & VALUES

Our Mission

To welcome, support, and assist new students and members of the Ram Fam by providing programs and resources aimed at student success.

Our Values

Innovation, Pride, Inclusion, Partnership, Accountability

STAFF



Devan Zgleszewski
Director of
New Student Programs



Jennifer Ruggiero-Patel
Associate Director of
New Student Programs



Ellen DiSanti
Associate Director of
New Student Programs



Maria Turner
Staff Assistant
New Student Programs

GRADUATE STAFF



Matthew Giannella
Graduate Assistant
West Chester University
HEPSA



Samantha Yothers
Graduate Intern
West Chester University
HEPSA



Daniel Eppley
Graduate Intern
West Chester University
Communications

ORIENTATION STAFF



3 Leadership Team Members

+

24 Orientation Leaders

+

1 Spanish Interpreter

=

28 Dedicated Team Members

9 returning staff, 19 new hires

NEW INITIATIVES

The Office of New Student Programs sought to increase the accommodations offered to new students and their guests through the introduction of the following initiatives:

SPANISH LANGUAGE INTERPRETER

This pilot program was funded through an Innovation in Diversity & Inclusion grant and made possible through a collaboration with the Department of Languages and Cultures.

Our student interpreter, Talita Solis Montania, facilitated interpreting the orientation experience for five families throughout the orientation program.

SENSORY FRIENDLY SPACE

A sensory-friendly space was offered to students and their guests at all orientation sessions to accommodate individuals with sensory sensitivities.

ADA SHUTTLE SERVICE

An ADA accessible shuttle was provided at all orientation sessions to transport students and guests if needed.

VISUAL SIGNAGE

New orientation lawn signs incorporated larger font sizes and photographs of campus buildings to assist individuals with visual impairments and more easily direct students and guests throughout the orientation day.

ACCESSABILITY ICONS

Welcome Week marketing materials included accessibility icons for each event alerting students to the type of activity taking place.

LOW-SENSORY EVENTS

Multiple low-sensory events were added to the Welcome Week schedule to accommodate new students with sensory sensitivities.

FIRST-YEAR ORIENTATIONS

Ten orientation sessions were held on campus between June 22 and July 22. Students selected their orientation date based on their academic college. A virtual orientation option and an in-person, late orientation were offered in August for those students unable to make a June and July session.

FY Orientation Overview

Academic Advising (Major Specific)

Campus Tour

Lunch with Student's Peer Group and Orientation Leader

Residence Life and Off Campus & Commuter Services

Student Leadership and Involvement

Technology Resources with IS&T and Navigate with the Office of the Registrar

Welcome Week Overview

End of Day Activities*

*The end of day activities included a residence life and housing information area, an off campus and commuter students reception, a first-generation students reception, and stations across campus for photo opportunities.

FY Orientation Attendance

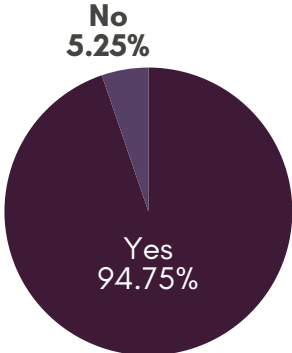
June/July	<u>Virtual*</u>	<u>Late OR</u>
2897 students ten sessions	49 FY students one session	36 FY students one session

*Number is approximate based on available data

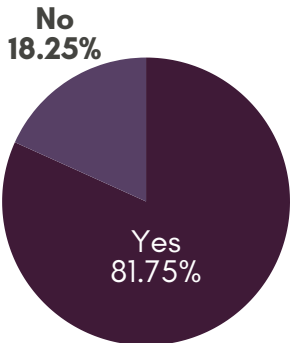
FIRST-YEAR ORIENTATION ASSESSMENT

FIRST YEAR ORIENTATION, JUNE 22 - JULY 22

When surveyed, students felt **more connected to the University** after attending orientation



When surveyed, students felt **more connected to future classmates** after attending orientation



Campus Partner Presentations

- **88%** of students found **Academic Advising** very helpful or extremely helpful
- **77%** of students found the **Residence Life and Off Campus & Commuter Services** presentation very helpful or extremely helpful
- **68%** of students found the **Technology Resources and Navigate** presentation very helpful or extremely helpful
- **82%** of students found the **Student Leadership and Involvement** presentation very helpful or extremely helpful
- **68%** of students found the **End of Day Activities** very helpful or extremely helpful

TRANSFER ORIENTATIONS

Three in-person orientation sessions were offered for incoming transfer students. These sessions allowed transfer students to learn about the West Chester community and meet representatives from their academic program. Transfer students were also offered a virtual orientation option and an in-person late orientation option if they were unable to make the in-person sessions.

TR Orientation Overview

Campus Tour

Lunch with Academic Departments

Navigate: Student Success Platform

The Ram Plan: Co-Curricular Transcript

Ram Remix: Meet your Peers!

Residence Life and Off Campus & Commuter Services

Safety on Campus

- Office of Diversity, Equity and Inclusion
- Department of Public Safety
- Office of Student Conduct

Transfer Orientation Attendance

August TR

413 students
three sessions

Virtual*

284 TR students
one session

Late OR

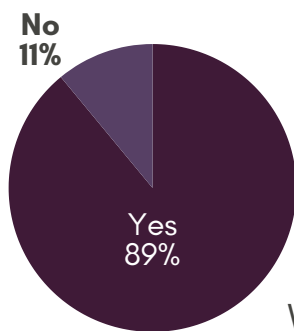
15 TR students
one session

*Number is approximate based on available data

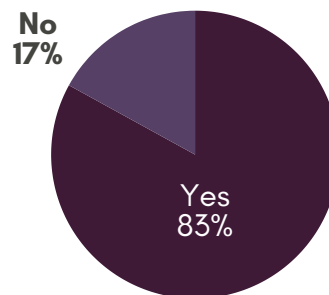
TRANSFER ORIENTATION ASSESSMENT

TRANSFER ORIENTATION, AUGUST 16 - 18

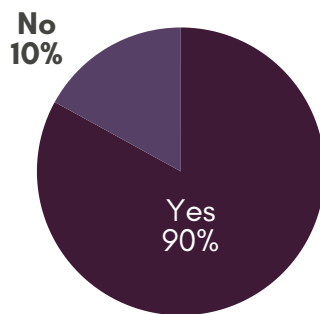
When surveyed, students felt **more connected to the University** after attending orientation



When surveyed, students felt **more connected to future classmates** after attending orientation



When surveyed, students felt **more prepared to start classes** after attending orientation



Campus Partner Presentations

- **76%** of students found the **Co-curricular Transcript and Navigate** presentations very helpful or extremely helpful
- **76%** of students found the **Residence Life and Off Campus & Commuter Services** presentation very helpful or extremely helpful
- **86%** of students found the **Safety on Campus** presentation very helpful or extremely helpful

ADDITIONAL ORIENTATION PROGRAMS

ADULT LEARNER ORIENTATION, AUGUST 19

An orientation session targeting our adult learner population (students who are over age 24 or returning to college after an extended absence) took place on August 19 from 4:00-6:30 PM.

This orientation session featured presentations from Technology Resources, the Learning Assistance and Resource Center, Navigate, Library Services, Career Development, and Off Campus and Commuter Services.

WCU PHILADELPHIA ORIENTATION, AUGUST 20

New Student Programs staff traveled to Philadelphia to aid in the facilitation of orientation for students attending classes at the WCU Philly campus.

This orientation session took place on Saturday, August 20, from 8:30 - 11:45 AM and featured presentations from Navigate, the Registrar, Student Success, Financial Aid, Technology Resources, and a student panel.

Adult Learner*

15 students
one session

WCU Philly*

4 students
one session

WELCOME WEEK

Aug
2022

Welcome Week 2022 spanned **five days** with **58 events** that yielded more than **7,000 new student touch points**.

Most Popular Welcome Week Events

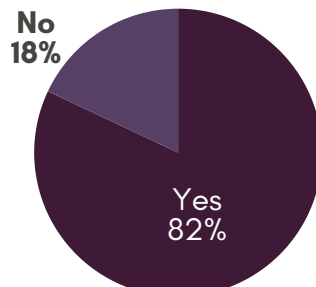
- First Gen Fry-Day
- Goats & Floats
- Golden Ram Football Scrimmage Tailgate
- Golden Welcome & Class Photo
- Lattes in the Library
- Mather Planetarium Show
- Open Rec Night
- Outdoor Movie Night
- Public Safety Info Session
- Sex Signals
- Wellness Welcome Fair



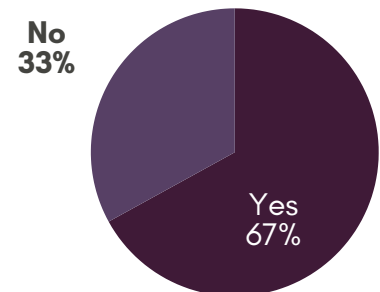
WELCOME WEEK ASSESSMENT

WELCOME WEEK, AUGUST 24 - 28

When surveyed, students felt **satisfied with the amount of welcome week offerings** after attending welcome week



When surveyed, students felt **more prepared to start the fall semester** after attending welcome week



Survey Results for Required Events

- **82%** of students found **Meet Your Dean** very informative or informative
- **83%** of students found the **Info Session with WCU Public Safety** very informative or informative
- **61%** of students found **Sex Signals** very informative or informative
- **65%** of students found the **Wellness Fair** very informative or informative
- **67%** of students found **Diversity, Equity and Inclusion** very informative or informative

JANUARY ORIENTATION

Jan
2023

Students starting in **spring 2023** were offered the option to attend either a **virtual** or **on-campus** orientation program.

ON-CAMPUS ORIENTATION OVERVIEW

Campus Tour

Lunch with Academic Departments

Navigate: Student Success Platform

Off Campus & Commuter Services

Public Safety

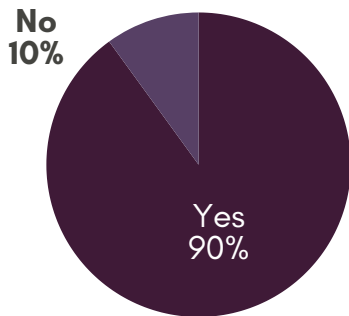
Residence Life & Housing

Technology Resouces

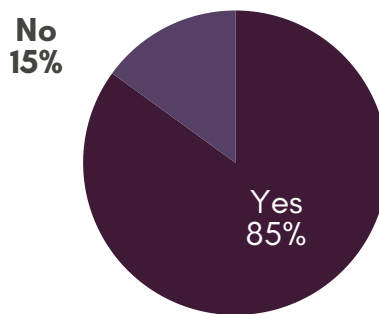
The Ram Plan: The Co-Curricular Transcript

JANUARY ASSESSMENT

When surveyed, students felt **more connected to the university** after attending January Orientation



When surveyed, students felt **more prepared to start classes** after attending January Orientation



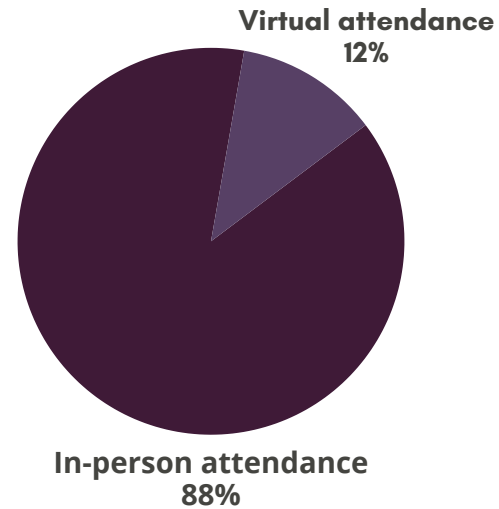
172 Students attended on-campus January Orientation

140 students attended virtual January Orientation

NEW GOLDEN RAMS

4,025 new Golden Rams engaged in orientation programs from June 2022 to January 2023, with **88%** attending in-person programs*

**Attendance statistics do not include Welcome Week programming*



New Golden Rams by Major - Fall 2022

6	Anthropology	42	History
30	Biochemistry	7	Languages & Cultures
180	Biology	46	Mathematics
21	Biochemical Engineering	38	Media & Culture
13	Chemistry	26	Middle Grades Preparation
51	Communication Sciences & Disorders	83	Music
61	Communication Studies	96	Nursing
132	Computer Science	51	Nutrition
124	Criminal Justice	16	Pharmaceutical Product Development
221	Early Grade Preparation	3	Philosophy
4	Earth-Space Science	21	Physics
18	English	41	Political Science
11	Environmental Health	646	Pre-Business
123	Exercise Science	243	Psychology
541	Exploratory Studies	21	Public Health
40	Forensics & Toxicology	26	Social Work
5	Geography	5	Sociology
2	Geoscience	86	Special Education
15	Graphic & Interactive Design	65	Sports Medicine Studies
32	Health & Physical Education	19	Studio Arts
25	Health Science	17	Theater
		5	Urban & Environmental Planning



WCU SPIRIT IN ACTION: O-TEAM 2022

